

3.7 Degrees and radians

3.7.1 Switch the calculator to degrees or radians mode




To switch from radians to degrees mode, press  , highlight the correct mode (4th line) and press  .

3.7.2 Display exact value of an angle in radians

Suppose you have to compute the exact value *in radians* of $\sin^{-1}\left(\frac{1}{2}\right)$ on your calculator.

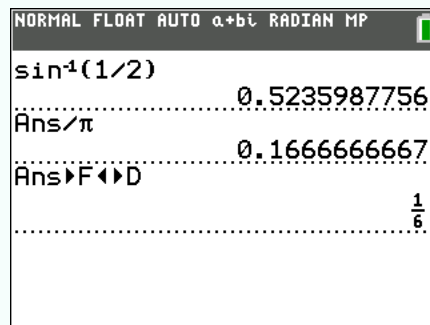
① Put your calculator in radians mode since you want the result in radians (see 3.7.1)

② compute $\sin^{-1}(1/2)$

③ Divide the result by π (press  ,  and )

④ Press  ,  ,  ,  .

The result of the steps should look like this:



Since you divided the result by π in the process, the final result has to be multiplied by π again. Thus,

$$\sin^{-1}\left(\frac{1}{2}\right) = \frac{\pi}{6} \text{ rad.}$$

3.7.3 Add degrees and radians

Suppose you have the following computation to do:

$$60^\circ + \frac{\pi}{2} \text{ rads, answer in radians}$$

① Put your calculator in **RADIAN** mode since you want the result in radians (see 3.7.1)

- ② Press ,  to access the units $^{\circ}$ (for degrees) and $^{\text{r}}$ (for radians). Enter the following in your calculator:



“r” is not mandatory here because the calculator is in  mode

Press   .

The result should be 2.09 rad (rounded) or $\frac{2\pi}{3}$ rad (see 3.7.2 to display the result in terms of π)